




# KeraCalm

Zero Formaldehyde

**Keratin & Collagen Enriched**

**2 in 1  
Smoothing Management  
Botox Hair Treatment**



### KeraCALM SMOOTHING MANAGEMENT

Leyton House KeraCALM, enriched with Keratin, Collagen, Panthenol and free from Formaldehyde, is a gentle, high performance base solution to successfully and safely de-frizz and smooth hair.

Activated with heat, KeraCALM redefines the hair's keratin matrix without breaking bonds, leaving hair incredibly smooth and straight. Hair will also benefit from the Guar Bean derivative, an organic compound conditioning hair and resulting in a lasting gloss appearance. KeraCALM makes hair manageable post procedure, accelerating moisture evaporation after washing hair, makes blow drying a rapid process. Repels humidity and frizz, gives slight plumpness to the cuticle giving a soft voluminous effect. Leaves hair straight, frizz free,

smooth, and glossy for an average of 3 months. Suitable for thick, coarse, treated, or curly hair types. Makes living with hair bearable for a well maintained and easy to style appearance.

### BOTOX HAIR TREATMENT

KeraCALM is a versatile product not only used to smooth hair, but when mixed with Rhassoul Hair Recovery Masque, its transformed to a Botox Hair Treatment. A mid-maintenance taming service between KeraCALM Hair Smoothing Management procedures. Also suitable for finer hair to eliminate flyaways, and smooth the cuticle by filling the gaps in the hair fibres. This service typically lasts on average 4-6 weeks dependant upon how often the client washes their hair.

### COST EFFECTIVE SOLUTION

Our unique formulation does not require additional 'keratin' cleanse, care or treatment products - Simply use what you've got!

1. Leyton House Rhassoul Revitalise Shampoo
2. Rhassoul Hair Recovery Masque

Making KeraCALM incredibly cost effective!

(for every 1ml KeraCALM ADD  
5ml Rhassoul Hair Recovery Masque) 1:5



BOTOX HAIR TREATMENT  
&  
SMOOTHING MANAGEMENT

## HOW TO USE KeraCALM BOTOX HAIR TREATMENT

### STEP 1

- Wash hair twice (x2) with Rhassoul Revitalise Shampoo
- Rinse well and blow dry to 80% dry
- Section hair into a quadrant (4 sections)



### STEP 3

- Start at the nape
- Apply KeraCALM + Rhassoul Hair Recovery Masque mix from roots to ends
- Comb each section to ensure even distribution



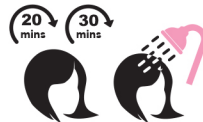
### STEP 2

- Wear protective gloves
- Shake well
- Pour 5ml KeraCALM + 25ml Rhassoul Hair Recovery Masque into a bowl



### STEP 4

- Leave to process for 20 to 30 minutes
- Rinse hair and style



## ACTIVE KEY INGREDIENTS

### Keratin Amino Acids

The building block for hair protein chains

### Collagen

Strengthens hair shaft, restores resilience and promotes healthy hair

### Panthenol

Vitamin B5 for shine, softness and moisture retention

### Guar Bean

Anti static organic compound

## HOW TO USE KeraCALM SMOOTHING MANAGEMENT

### STEP 1

- Wash hair twice (x2) with Rhassoul Revitalise Shampoo
- Rinse well and blow dry to 80% dry
- Section hair into a quadrant (4 sections)



### STEP 2

- Wear protective gloves
- Shake well
- Pour 25ml (medium length hair) KeraCALM into a colouring bowl




### STEP 3

- Use a colouring brush and start at the nape
- Apply KeraCALM sparingly from roots to ends (*Too much product can make Step 5 difficult*)
- Comb each section to ensure even distribution



### STEP 4

- Process according to hair type:-



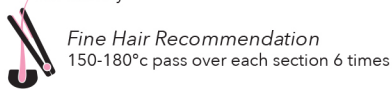
### STEP 5 - IMPORTANT

- Completely dry hair using a paddle brush



### STEP 6 - IMPORTANT

- Starting at the nape use ceramic irons and pass over each section of hair according to hair density



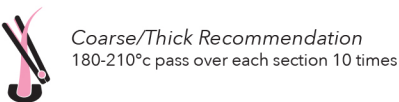
#### *Fine Hair Recommendation*

150-180°C pass over each section 6 times



#### *Medium Recommendation*

170-200°C pass over each section 8 times



#### *Coarse/Thick Recommendation*

180-210°C pass over each section 10 times

### STEP 7

- Rinse hair well with water and towel dry hair
- Apply generous amount of Rhassoul Hair Recovery Masque
- Comb through
- Leave in for approx 3-5 minutes
- Rinse and pat dry with a towel



### STEP 8

- For added softness, shine and to help close the cuticle. Pour a small amount of IlluminOil on the palm of the hand and apply to hair distributing with a brush
- Blow dry hair, iron straight if needed and style as usual



For both treatments, Leyton House recommend using Rhassoul paraben and sulphate-free shampoo to maintain the treatment's benefits for as long as possible after leaving the salon.

For technical information contact your Leyton House educator or email [sales@leytonhouseprofessional.com](mailto:sales@leytonhouseprofessional.com)



For more information please contact us via email at  
[sales@leytonhouseprofessional.com](mailto:sales@leytonhouseprofessional.com)

Follow us online  
[www.leytonhouseprofessional.com](http://www.leytonhouseprofessional.com)

