

Professional Safety

Allergy alert test must be done



- An Allergy Alert Test must be done 48 hours before each application of the colourant, as an allergy can develop suddenly, even though you have previously applied the colourant or another colourant on your client.
- Matrix and the L'Oréal Professional Product Division has designed a protocol which will enable you to manage your clients' colour experience and determine the need to carry out an Allergy Alert Test.

The protocol follows a 3-step consultation with your colour client, to accompany the application of a Matrix colourant:

- Step 1:** Professional consultation.
- Step 2:** How to carry out an Allergy Alert Test.
- Step 3:** How to carry out a colour application; refer to your professional safety booklet for more information.



How to carry out an Allergy Alert Test

- 1 First, remove earrings.
- 2 Then, behind the ear and using a cotton-bud, apply a little of the unmixed product sufficient to cover an area of 1 to 2cm (eg. the size of a small coin)
- 3 Re-apply 2 or 3 times allowing it to dry between each application.
- 4 Leave for 48 hours without washing, covering or touching.

If during the course of this period you or your client notice any abnormal reactions such as intense reddening, itching or swelling in or around the test area, do not apply the colourant and recommend that your client seek medical advice before any further colour applications are made.



ATTENTION

Black Henna Tattoos

Check with your client. If your client has ever had, even once, a black henna tattoo, your client may have become allergic without knowing it. Do not use the product, unless you have done the Allergy Alert Test 48hrs before use.

Do not use if:

- Your client is under 16 years of age.
- Your client has a rash on their face or sensitive, irritated and damaged scalp.
- Your client has ever experienced any reaction after colouring their hair.

Record the allergy alert test information on your client record card.

Read the product's leaflet & follow the instructions




- Wear suitable disposable gloves during the preparation, application and rinsing of the product.



- Use exclusively with the recommended oxydants.



- Use the proportions indicated.



- Respect the development time.



- Rinse hair well after application.

In case of a reaction

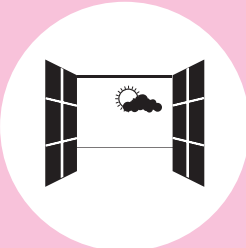


In case of a reaction during the application such as an intense stinging, irritation, rash or burning sensation on the scalp, rinse immediately and discontinue use. In case of shortness of breath, seek immediate medical attention. Before colouring the hair again, recommend that your client consults a doctor.


Special precautions



- Avoid contact of the product with skin and eyes. Do not use to colour eyelashes or eyebrows. To do so may cause blindness. Rinse eyes immediately if product comes into contact with them.
- If contact lenses are worn, they should be removed before rinsing the eyes thoroughly with water.



- Prepare and apply the Mixture preferably in a well ventilated place.
- When a shaker is used, open immediately after mixing to avoid the shaker bursting and damage from the product overflowing.
- For all questions concerning the personal sensitivity of your client, recommend consultation with a doctor.



- Keep out of the reach of children.
- Not suitable for use on clients under 16 years of age.
- Do not use if hair has been coloured with henna or with a progressive colour.
- Do not use on a beard or moustache or for any other purpose than colouring the hair.



- Do not inhale or ingest.
- Wait at least 2 weeks after perming, relaxing or straightening the hair before applying the hair colourant.