



Color Style Mousse

A unique mousse to style and colour in 1 easy step



- Styling mousse with implemented direct dyes that last up to 4 washes*
- Provides volume and a thicker hair feel
- Protects against blow-dry damage

Why you need it!

- Service versatility in salon: for colour refreshment, neutralisation, white blending, pre-pigmentation and re-pigmentation
- Great retail potential for at-home styling aid & colour maintenance

General Application:

Select your desired COLOR STYLE MOUSSE shade. Shampoo & towel dry. Wear gloves. Shake can well. Hold can upside down and dispense 1-2 tennis ball sized portions onto palms or a brush. Distribute evenly by combing through the hair. Leave in and blow-dry as usual.

Please note:

Avoid contact with textiles. Remove all traces of colour before perming, lifting or lightening.

*In-salon/
At-home*

Colour Refreshment/ Toning:

Enhance color on faded length or transform lightened hair into fashionable pastels.

In-salon

Pre-Pigmentation:

Intensify the colour result on very porous length & ends to avoid faded colour results when using PCC.



Neutralisation:

Neutralise unwanted warmth after highlighting or lightening.

How to:

Apply desired PCC shade on dry, unwashed re-growth, and let develop for 10 minutes.

Distribute a thin layer of suitable COLOR STYLE MOUSSE on length & ends and comb through to provide an even result. Do not rinse.

Apply desired PCC shade with 4% DEVELOPER + COLOR TRANSFORMER (1:1:0,5) and let develop for another 20 minutes.




Example: Use COLOR STYLE MOUSSE COPPER to increase PCC 6.4

In-salon

Re-Pigmentation:

Transform very pale, bleached bases into natural tones* by avoiding brassy, greenish tones.

Shade recommendation:

Shade	chosen base:
 Honey Blonde	▶ 8.0 Light Blonde
 Copper	▶ 7.0 Medium Blonde 6.0 Dark Blonde 5.0 Light Brown
 Red	▶ 4.0 Medium Brown and darker

How to:

Apply COLOR STYLE MOUSSE accurately on pale hair. Comb through to provide evenness.

Rinse off with water to avoid product overload.

Blow-dry hair and apply enough desired PCC natural shade mixed with 4% DEVELOPER and COLOR TRANSFORMER (1:1:0,5).

Leave on for 20-30mins. Emulsify and control visually during developing time.





#SimplySmarter



[indola.com](https://www.indola.com)

Schwarzkopf SAS - 161 rue de Sully - 92100 Boulogne-Billancourt - R.C.S Nanterre 326 280 096 - CAP 1.600.000€