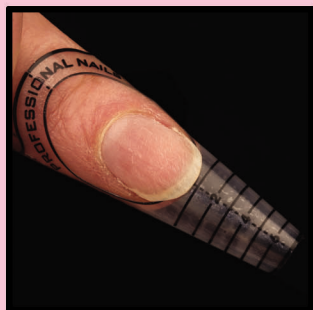


ENCAPSULATION



1. Prepare, prime nail and attach form.



2. Apply Clear Acrylic to zone 1.



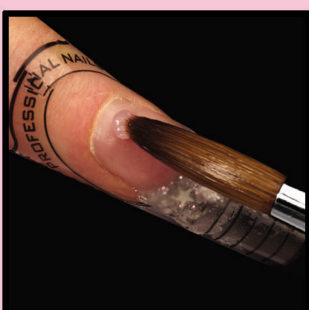
3. Mix glitter dust with clear nail polish to create a smile line, apply stars and dots whilst polish is still tacky.



4. Encapsulate design by applying clear acrylic to zone 1.



5. Apply clear/pink acrylic to zones 2 to build apex of nail.




6. Apply clear/pink acrylic to zone 3 ensuring product does not come into contact with surrounding skin.





7. File and shape nail.



8. Refine surface of nail to remove scratches.



9. Buff to high shine and apply nail oil.



Finished Nail

www.edgenails.co.uk

Tel: 01256 840840

The EDGE Nail & Beauty Ltd, Unit 6 Gastons Wood Ind. Estate, Chineham, Basingstoke, Hants RG24 8TW